

Creature Features

Summer
2019



Small Animal Minimally Invasive Surgery Suite Appeal completed

Last year we launched a £170,000 appeal to raise the funds needed to update existing surgical facilities and purchase new equipment to enable our surgeons to perform small animal minimally invasive surgery of the highest quality, while giving them the opportunity to develop new and exciting treatments for our patients.

We are delighted to announce that due to the incredible generosity of our supporters, and the advantage of the project coming in under budget, we now have the resources in place to fully fund the new development, with a few added extras!

By updating and modernising one of our existing operating theatres, and tailoring it to minimally invasive surgery, our surgeons will be able to work more cohesively, allowing them to process cases more efficiently, offer a higher standard of care and teach our students to the best of their ability.

The appeal has enabled a new operating table to be purchased, new lighting installed, including a built-in camera to allow surgery to be viewed on a screen by our students in

order to facilitate teaching and maximise their learning experience, while alterations to the theatre's structure will allow the lasers to be used safely.

The arthroscopy tower (used for performing keyhole surgery of joints) has been generously donated by Arthrex who are a leading company in both human and veterinary arthroscopy. The company has a strong ethos of supporting education and we are most grateful to them. We will very shortly be receiving an endoscopic tower with equipment dedicated to soft tissue surgery, on trial.

Richard Whitelock, Director of Small Animal Surgical Services, said 'What seemed a distant ambition only a short time ago is now an imminent reality, and one that will make

a huge difference to the treatment of our patients. We are indebted to all the donors for their amazing generosity, and to the Camvet fundraisers who have worked so hard.

To have completed such a large appeal in such a short time is wonderful. Thank you all.'

These are incredibly exciting additions to the Hospital and will greatly improve the already excellent services we are able to offer.

Thank you for all of your generous support.

NEW APPEAL
for £300,000
Pages 2-3

Also in this issue

2 MRI Project 6 BOAS 9 Events 14/15 Virgin Money London Marathon

Welcome to the 2019 edition of Creature Features. Apologies for the slight delay in the publication of this issue but we were awaiting confirmation of the completion of our Small Animal Minimally Invasive Surgery Appeal and verification from the Department of Veterinary Medicine as to the next priority for the Hospital. I am delighted to report that both matters are now happily concluded and as one appeal closes another one opens!

Last year we launched an appeal to raise the £170,000 needed to update one of our existing Small Animal Operating Theatres and invest in the new equipment to enable our surgeons to perform minimally invasive surgery to the best of their ability. Due to your amazing generosity, and with the project coming in under budget, we are now able to draw this campaign to a close. You can read all about it and find out how this has enhanced the work of our surgeons and the treatment of our patients on page 1.

Following discussion with the Department about the next big development for the Hospital we will be fundraising for a new MRI scanner. Due to generous backing from the University this project is already quite far along and so Camvet's contribution of £300,000 towards the £1.6million total, while not small, is a little less daunting that it could have been! You can read all about this exciting project and how you can get involved on pages 2 and 3.



Liz Smith
Fundraising Executive and
Newsletter Editor

Is your Friend's subscription due?

The current membership rates are:

Club, Society or Company Membership	£200 p/a
Club, Society or Company Life Membership	£1,000
Individual Life Membership	£300
Family Membership	£50 p/a
Individual Membership	30 p/a
Senior Citizen or Student Membership	£15 p/a

Camvet pledges to raise £300,000 towards the £1.6million cost of new multi-species MRI project

The Diagnostic Imaging Department at The Queen's Veterinary School Hospital (QVSH) works closely with all other areas of the Veterinary School to provide a comprehensive imaging service. Clinicians have access to traditional imaging procedures alongside newer cross-sectional and nuclear imaging techniques, to assist in diagnosing disease and assessing the effectiveness of patient treatments.

Following the completion of our Small Animal Minimally Invasive Surgery Appeal, and after discussion with the Department of Veterinary Medicine and support from the University, Camvet has pledged to raise £300,000 towards the £1.6million cost of a new small and large animal MRI Machine and the associated works.

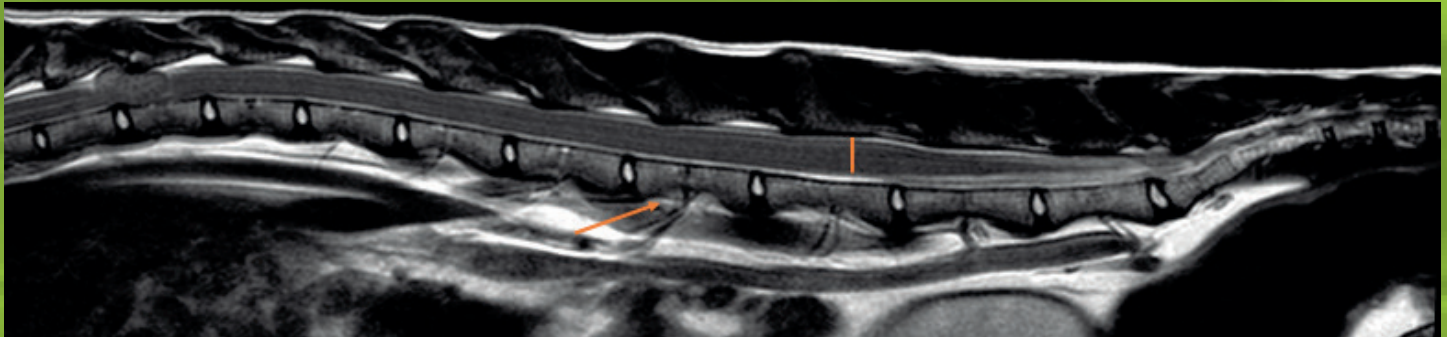
Marie-Aude Genain, Docteur Vétérinaire MSc AFHEA DipECVDI MRCVS, Principal Radiologist, said 'With the new machine, we will have the capacity to run and develop state of the art image acquisition sequences which will dramatically increase our team's diagnostic capability and open new diagnostic and monitoring tools for our patients. 3Tesla (T) high field magnets are also widely used in clinical research in human medicine and there is currently no provision for both large and small animal MRI research projects to be undertaken at Cambridge University.

This exciting new translational clinical and research platform built around 3T MRI imaging will allow us to be at the forefront of veterinary medicine and research.'

Investment in a 3T MRI is not only commercially sound, but would be transformational for our operations, impacting positively across our teaching, clinical services and clinical research activities. High field technology at 1.5Tesla has become the expected standard for referral centres. Securing a 3T machine would not only address our current deficiency in this core imaging method, but would position the QVSH at the forefront of veterinary medicine and enhance the reputation and capability of our service teams.

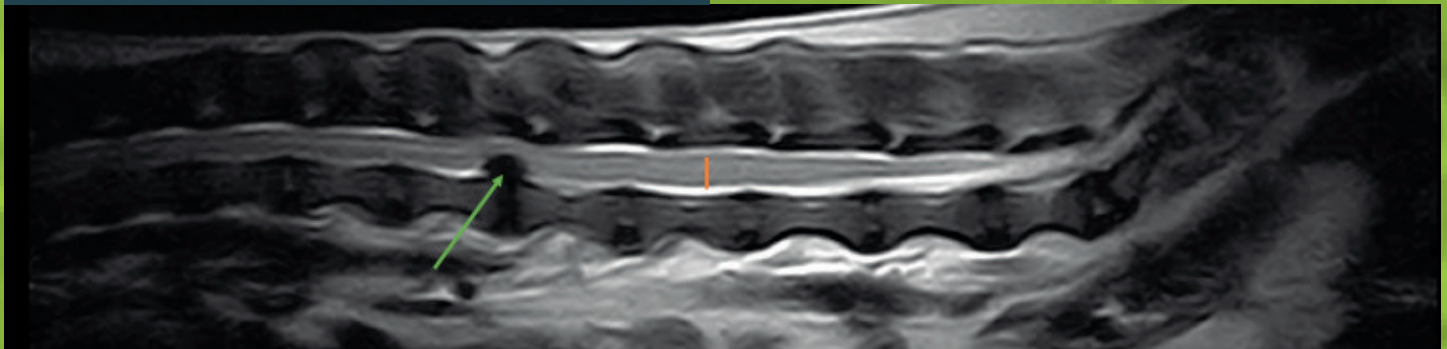
Purchasing a new, higher powered machine, and making the necessary improvements to an existing part of the Veterinary School so that it can be housed safely, will cost £1.6million.

T2w sagittal images of canine lumbar spines



1.5 Tesla. Normal spine.

0.3 Tesla. disc extrusion (green arrow). Clear increase in definition of the structures such as the spinal cord (orange line) and the vessels on the high field image.



Top image from a 1.5T MRI and bottom image from a 0.3T MRI. A 3T MRI will give an even clearer image.

An amount of funding has been agreed with the University and this, together with a matched funding grant from the Central Resource Management of the University, and Camvet's pledge to raise the remaining £300,000, means funding is in place and we can go ahead with the project. The procurement process is already underway and a completion date of January 2020 has been proposed.

This is huge news for the Veterinary School and will place us well and truly at the forefront of diagnostic imaging and enhance the reputation and capability of our research and service teams. Looking into the future a 3T machine will also allow us to strengthen our existing links throughout the University of Cambridge and establish new partnerships in the context of One Health which is an incredibly exciting prospect. And now Camvet needs to raise the funds promised!

If you would like to make a donation towards Camvet's fundraising pledge of £300,000 it couldn't be easier!

Simply send your cheque donation (made payable to Camvet) to the Trust Office (address on page 16), or you can donate using your credit or debit card on our Appeal webpage at:

<https://campaign.justgiving.com/charity/ucvst/mri/>

Alternatively complete and return the *Standing Order Form* on page 16.

The Form can be used for one off gifts, or multiple donations.

If you would like further information please contact:

Liz or Katy in the Trust Office on 01223 337630.

Donor recognition

Throughout the history of The University of Cambridge Veterinary School Trust gifts from generous benefactors have been vital to Cambridge Veterinary School's development.

We welcome the chance to acknowledge the generosity of our supporters and we would be pleased to discuss recognition opportunities with you individually.

Donor recognition will be subject to donor wishes as to confidentiality and donors requesting anonymity shall, of course, have their wishes respected.

Mike Herrtage, Professor of Small Animal Medicine and Dean of Cambridge Veterinary School, retires

In September 2018, after a career spanning 43 years, Mike Herrtage officially retired. He will be greatly missed at the Vet School and several senior recruitments are taking place to fill his shoes.

James Wood, Head of Department, said 'Mike will be greatly missed by everyone here. He has made the most remarkable contribution to Cambridge Veterinary School, and the veterinary world itself, for more than four decades. Massive changes have taken place in the profession during that time and Mike has driven some of the most exciting and important of these on the international stage through his critically important leadership in the field of veterinary specialisation. Not only has he nurtured many younger colleagues over the years, but as Dean of the Vet School he has provided wise counsel on a range of different issues to me as Head of Department. He has been a great colleague.'

After graduating from Liverpool Veterinary School in 1975, and spending some time in the USA, Mike took up the position of Houseman at Cambridge Veterinary School. This gave him the chance to see mixed practice, and soon after accepting the role Mike found himself covering for Peter Bridges, the farm animal lecturer at Cambridge at the time, who was on sabbatical.

Studying under Sidney Douglas, a pioneering veterinary radiologist, Mike undertook a diploma in veterinary radiology – the only other one on offer during the 1970s being in anaesthesia. A six month stint with Arthur Jennings in pathology followed before being offered the post of Assistant Physician in Small Animal Medicine and, just two years later, a Lectureship, which was a rare achievement in someone under 30.

During his career Mike has greatly enjoyed working within veterinary education, and the opportunities this has afforded him. Not only has he been an active and respected member of the academic staff, teaching the many generations of students who have passed through Cambridge Vet School's doors over the years, but the introduction of Senior Clinical Training Scholar (3 year) and Interns (1 year) programmes has enabled Mike to mentor many veterinary graduates looking to further their education and become specialists in their chosen fields including, of course, Radiology. It is therefore with much pleasure that Camvet's Board of Trustees decided to mark the occasion of Mike's retirement, and his contribution to the School and the profession, by funding the 'The Michael Herrtage Senior Clinical Training Scholar in Diagnostic Imaging'. This is a new position within the field of veterinary science that, over the span of his career, Mike helped to expand and promote on the worldwide stage, and will be of great benefit to the Hospital and to our patients.

Mike said of the new position 'With the advent of CT and MRI in veterinary practice the field of veterinary radiology has enlarged into what is now called diagnostic imaging. There is a shortage of trained veterinary diagnostic imagers and I am delighted that Camvet has agreed to sponsor the training of a Senior Clinical Training Scholar in this essential area of veterinary practice.'



Professor Mike Herrtage

Mike has many admirers amongst our supporters and alumni and we know you will join us in wishing him a long and happy retirement and thanking him for the outstanding contribution he has made to Cambridge Veterinary School and the profession as a whole. There is, however not much leisure time in sight just yet, as Mike is still managing to fit in some locuming in our clinics, continuing to be invited to lecture both at home and abroad and we are delighted to welcome him on board as our newest Camvet Trustee. So, although officially retired, Mike will still be playing an active role in the Vet School and the wider profession, which is wonderful news!

THE A C PALMER STUDENT PRIZE

A student neurology award in honour of Dr Anthony Palmer has been initiated by our Neurology Team in recognition of the amazing contribution Dr Palmer has made to the discipline, and the wider veterinary profession in general, during his long and distinguished career.

Having recently celebrated his 93rd birthday Dr Palmer said he was humbled by the dedication of an award in his name, and he was pleased and honoured to attend the 2018 Royal College of Veterinary Surgeons Admissions Ceremony for the year's graduating students to see the first annual award presented to the final year veterinary student who had made the most outstanding contribution to the neurology rotation. The first recipient of the award was Victoria Foster who is now enjoying her new career as a veterinary surgeon.



Dr Anthony Palmer and Victoria Foster

We would like to thank all staff and alumni who donated so generously to the prize and to Dr Palmer for his continued contribution to the Veterinary School and his continued support of Camvet.

Electronic Brachytherapy in Veterinary Medicine

The past decade has seen a dramatic increase in the number of veterinary centres offering radiotherapy for animals.

This, along with advances in imaging techniques and sophisticated computer-aided radiation planning systems, has seen radiotherapy become established as an effective treatment method for many forms of cancer in small animals and, to some extent, in horses. The University of Cambridge Veterinary School has led the way in the development of veterinary radiotherapy, having the first linear accelerator devoted to animal treatment in Europe (the Cancer Therapy Unit opened in 1990) and more recently in becoming the first approved training centre for radiotherapy in Europe.

In December 2017, at a cost of nearly £45,000, Camvet agreed to fund the installation costs and first year's rental for a new electronic brachytherapy machine for the Cancer Therapy Unit. Electronic brachytherapy, a relatively new application in Veterinary Medicine, is a form of radiotherapy where a sealed radiation source is placed directly inside or next to the area requiring treatment. Results have demonstrated that the

cancer-cure rates of brachytherapy are either comparable to surgery and external beam radiotherapy (EBRT) or are improved when used in combination with other therapies such as surgery, EBRT and chemotherapy.

When used in tandem with surgery the radiation is delivered to the tumour bed at the time of surgery which makes it an attractive option from the patient's and client's perspective. The need for repeated visits and repeated general anaesthetics (required for restraint and positioning during EBRT) are eliminated while, from the Cancer Therapy Unit's point of view, this allows more flexibility and time for more complex treatment and planning for patients with inoperable or highly malignant tumours.

There are many other benefits of using electronic brachytherapy: the radiation affects only a very localised area around the radiation source and so damage to healthy tissue further away is reduced. In addition if there is a movement of the tumour within the body

during treatment the radiation sources stay in the correct position in relation to the tumour. A course of electronic brachytherapy can be completed in less time than other radiotherapy techniques, and patients make fewer visits for treatment compared with EBRT. These features of electronic brachytherapy mean that most patients are able to tolerate the procedure very well.

Being able to offer electronic brachytherapy alongside our existing range of treatments is a hugely exciting development for our Cancer Therapy Unit. Not only does this mean that we can continue to treat our patients to the best of our ability but we can train our students in the latest techniques for the treatment and management of cancer, while providing a very credible platform from which to promote the use of electronic brachytherapy in veterinary medicine.

BOAS

Developed by the University of Cambridge and funded by the Kennel Club Charitable Trust, the new Respiratory Function Grading Scheme assesses dogs for the presence and severity of a breathing problem known as BOAS (Brachycephalic Obstructive Airway Syndrome).

The scheme is currently available for any pug, French bulldog and bulldog, and has the potential to improve the health and welfare of these breeds for generations to come.

The scheme provides breeders with a means to know more about the health of their dogs, giving them the information they need to reduce the risk of breeding puppies with BOAS.



The University of Cambridge BOAS research team at the launch event. From left, Dr Jane Ladlow, Dr David Sargan and Nai-Chieh Liu.

The Kennel Club and the University of Cambridge launch a vital scheme to improve the health of pugs, French bulldogs and bulldogs

The future health of French bulldogs, pugs and bulldogs has taken a huge step forward with the recent launch of a new health screening scheme.

Dogs with a flat, wide-shaped head are said to be brachycephalic ('brachy' meaning short, and 'cephalic', meaning head). The soft tissue in the nose and throat of some brachycephalic dogs may be excessive for the airways, partially obstructing the airway and making it difficult for them to breathe normally (causing heavy panting or noisy breathing). This condition is known as BOAS and is a progressive disorder that can impair a dog's ability to exercise, play, eat and sleep.

The scheme's launch, which took place at the University of Cambridge in January 2019, saw presentations from the leading BOAS researchers and vets, and Kennel Club breed and genetics experts, to guests from across the canine health and welfare spectrum. It provided the opportunity to develop a better understanding of the process behind the scheme, including a demonstration carried out by Chief Assessor Dr Jane Ladlow, who has been leading the BOAS research and development of the scheme at the University of Cambridge.

The assessment, which can now be carried out by a number of specially-trained assessors located across the UK, involves listening to the dog's airway both before and after an exercise stress test. Assessors, who are all specially-trained BOAS vets, then use a pre-defined protocol to grade the dog from zero to three. Dogs graded as zero will be free of respiratory signs of BOAS, while dogs graded as three will show severe respiratory signs of BOAS, indicating that further veterinary examination is advised. The scheme issues guidance that dogs graded three should not be bred from.

For Kennel Club registered dogs, these grades will be recorded on the Kennel Club's database and published in the Breed Records Supplement, on the dog's registration certificate, and on the Kennel Club Health Test Results Finder and Health webpages. The BOAS scheme will be supported by guidelines for breeders, which enable them to understand the grade for their dogs in terms of risk when considering potential matings.

Speaking at the inaugural launch event, Bill Lambert, Senior Health and Welfare Manager at the Kennel Club said: 'The high demand for these breeds, combined with the already recognised health problems has made brachycephalic health and welfare one of the most pressing canine issues in the UK, and one of the Kennel Club's top priorities. We are proud to have been able to fund and develop this important scheme with the University of Cambridge and continue to support further research into BOAS, together with the other steps we are taking to improve the health of future generations of these breeds.'

'Launching the BOAS scheme is a huge step in the right direction to improve the health of these brachycephalic dogs and protect the future of these much-loved breeds. It will enable vets to identify dogs at risk of BOAS, provide breeders and owners with the best available information and advice to make informed decisions and inform ongoing research into the condition.'

Dr Jane Ladlow, MA VetMB CertVR CertSAS DipECVS MRCVS, Royal College and European Specialist in Small Animal Surgery said: 'The way that BOAS is inherited is very complex and so not always entirely predictable. We are researching the genetics of this condition but it is likely to take a few years before we have a viable genetics test. We have realised over the last few years how useful the functional grading scheme is in determining disease severity and it reflects the initial genetic data we have. The scheme is a vital tool to help advise all owners if their dog is affected by BOAS and gives guidance to breeders to lower the risk of producing affected puppies. It also, crucially, facilitates important data collection and enables researchers to monitor the frequency of the condition and progress in the breed affected, which will inform ongoing research, for the overall improvement of relevant breeds.'

We look forward to working with the Kennel Club and other collaborative parties dedicated to improving brachycephalic dog health across the board through promoting the scheme and engaging vets, breeders and puppy-buyers to raise awareness and understanding of this complex syndrome.'

Brachycephalic Working Group Chairman, Dan O'Neill, said: 'The Brachycephalic Working Group (BWG) welcomes and supports this new scheme as a positive step towards improving the diagnosis, treatment and care of affected brachycephalic dogs and the health of future generations.'

'The scheme is a practical, accessible and evidence-based tool that we would urge anyone who breeds pugs, bulldogs or French bulldogs to use to help to reduce the breathing problems these breeds can face, which is a shared goal of everyone who cares about dogs and their health and welfare.'

'This collaborative approach, which also generates further evidence, will accelerate the continued development of practical tools and sensible resources to help improve the health of these dogs.'

'We also encourage owners of pugs, bulldogs or French bulldogs, who have concerns that their dog could potentially be affected by breathing problems, to consider requesting this assessment and speaking to their veterinary surgeon, so that their dog gets the best possible diagnosis and care.'

For more details on the scheme please see the Kennel Club website: www.thekennelclub.org.uk/rfgs and the BOAS research group website at www.vet.cam.ac.uk/boas

New Cardiology Referral Service lunched

The Queen's Veterinary School Hospital (QVSH) are delighted to announce the launch of a dedicated Cardiology Referral Service lead by José Novo Matos DVM DipECVIM (Cardiology) MRCVS. José is a European Veterinary Specialist in Small Animal Cardiology and a RCVS Specialist in Veterinary Cardiology.



José Novo Matos

José has previously held positions at the Universities of Lisbon and Zurich, and is currently finishing his PhD investigating feline hypertrophic cardiomyopathy. José is looking forward to working with colleagues from primary care practice and aims to provide a comprehensive and efficient referral service, delivering the best possible care to cardiac patients.

José says 'I am very excited to be joining the University of Cambridge to establish and lead a Cardiology Service at the QVSH. Our service will offer cutting edge diagnostics and therapeutics for congenital and acquired heart diseases in dogs and cats. We will be using the most up to date interventional techniques to treat common congenital heart defects and to implant pacemakers.

Additionally, we will undertake clinical cardiology research and the QVSH will be part of multicentre studies in collaboration with other Veterinary Schools in the UK and Europe.'

José will be accepting referrals in small animal cardiology from 17th June 2019.

For information on the cardiology service, or any of our other referral services, please contact the Hospital Office on 01223 337621 or hospital@vet.cam.ac.uk.

A good yarn

Camvet Supporter Karen Coppin and her talented knitting friends, Jan and Kath, have recently been helping us in a very creative and incredibly useful way.

Head Radiographer Vicky Hawkins explained 'We have kindly been donated a supply of knitted jumpers and socks for our small animals to keep them warm during some of our imaging cases. Some of our longer procedures such as MRI and CT require the patient to be under anaesthesia for a reasonable amount of time which results in the reduction of their thermoregulatory mechanisms eg they cool down quickly! Temperature loss puts the patient at a high risk of complications such as infection and can lead to longer recovery times.

The knitted clothing helps to maintain the patient's temperature throughout the scan and during recovery when they return to the Small Animal Ward after their procedure. Thank you to the lovely Camvet supporters for all of their hard work!'

Karen and her friends have knitted dog and cat jumpers and socks in every conceivable size to ensure that our patients are kept warm during their procedures. A couple of the coats – following a donation to Camvet – have even found their way into the wider world and are keeping their new owners cosy while making quite the statement! Karen has been a client of the Hospital since 2002 and has been a fantastic supporter, donating a laser machine to our Neurology team, numerous items for sale and making valuable contributions to all our major appeals. We would like to thank Karen, Jan and Kath for their wonderful support.



If you have any wool you would like to donate for future knitting projects please send it to the Trust Office.



Plant Sale

On Friday 26th April Becky Moran, Radiographer at The Queen's Veterinary School Hospital, held a plant sale to raise money for Camvet. Becky spent weeks before the event potting and planting up a huge variety of flowers, herbs and shrubs from her garden, and raised over £200 towards the appeal for the new MRI scanner.

We would like to thank Becky for her amazing generosity and all of our colleagues who supported the event.

1st
PRIZE



3rd
PRIZE



2nd
PRIZE

Veterinary Cake Off

On Friday 14th June Ward Nurses June Peacock and Ruby Cotton presided over a competition to be crowned Veterinary Cake Off Champion 2019.

The competition was open to staff and students and we asked that all the entries were veterinary themed. After the competition the cakes were sold off in a bake sale raising £55 for Camvet.

Many thanks to everyone who attended, baked and / or purchased cakes and, of course, to our amazing judges June and Ruby for giving their time and using their expertise to preside over the competition.

Our esteemed judges really did have a difficult time choosing the winners as the entries were all so delicious, and looked so amazing, but congratulations go to:

1st prize Siobhan Barnes (Head Theatre Nurse) and **Sarah Hodson** (Ward Nurse) for *Dextrous Dexter*

2nd Prize Sam Kitson-Platt (soon to be 6th year student and Camvet Student Representative) for his *Ascarid Cake*

3rd Prize Emma Simpson (6th year student) for her *Veterinary Victorian Pudding Cake*



Rotary Club of Cambridgeshire South Christmas Parking

The Rotary Club of Cambridgeshire South's Christmas Carparking initiative in central Cambridge has, to date, raised over £300,000 for charities both in the UK and abroad.

This year, with the event running each Saturday and Sunday from 1st – 30th December, was another huge success raising over £30,000 for charity.

The event really is a team effort with Rotarians, their friends and families and representatives of the charities lending a helping hand to make sure the event runs smoothly, sometimes in rather challenging weather! Liz and Katy from Camvet joined the team on Sunday 9th December 2018 and enjoyed spending time with the Rotarians and meeting members of the public who use the carparking sites, who all make a huge difference to our fundraising activities.

This year the generous gift of £3,000 has been put towards our appeal for the Small Animal Minimally Invasive Surgery.

We would like to thank everyone involved for making this donation possible and the University for opening their sites on Tennis Court Road, Harvey Road and Lensfield Road for the event. It really does make a huge difference to our work.

Along with Camvet, the Rotary Club generously support other local and national charities. This year the other lucky recipients of gifts were: Jimmy's Shelter; Friends of the Rosie; WheelPower; Cambridge Carbon Footprint; Campod; WinterComfort and Club projects including the Naalarami School, Tanzania.

Photo courtesy of Sian Franklin



Camvet Quiz and Auction

On Wednesday 27th February 2019 the annual Camvet Quiz and Auction was held at the University Sports Ground on Wilberforce Road.

Over the last eight years the quiz, masterminded and presided over by Veterinary Nurse June Peacock, has become a bit of an interdepartmental battleground with both honour and reputation at stake across many different clinical disciplines and areas of the Veterinary School.

A close run battle, culminating in a nail biting tie-breaker question, saw the Oncology Team just pipping the Medicine Team to the post – thanks mainly to Hospital Managing Director, Matthew Moon, having misspent his misspent youth by learning exactly how many letters were in the name Llanfairpwllgwyngyllgogerychwyrndrobwlllantysiliogogoch, and the answer is 58 in case you were wondering!

Mark Reading, Clinical Physician in Small Animal Medicine, was our capable auctioneer for the evening and our audience bid generously for some amazing Lots including: the opportunity to go horse riding in Thetford Forest donated by Kirsty Hibbs; a knitted ladies headband with decorative bow donated by Emma Simpson; a beginner's ukulele lesson donated by Rohin Aojula; a one hour ballroom or Latin dance lesson donated by Rachel Hartley-Young; a weekend stay at Nooky House, Cley-Next-The-Sea, donated by Mark Reading, and freshly baked sweet goods of the bidders choice donated by Sam Kitson-Platt.

Our thanks go to June and Mark for another memorable evening, to everyone who attended and those who donated items for auction.

In total £605 was raised which has contributed towards purchasing an equine manikin and an infusion pump for our Clinical Skills Centre.

Three Peaks Challenge

In autumn 2018 development of the West Cambridge Site started in earnest. Plans to ensure the continued long-term growth of the University of Cambridge mean that planning permission has been given for a new building for the Department of Civil Engineering, the Cavendish III project for the Department of Physics and a Shared Facilities Hub (SFH) providing a variety of spaces for studying, teaching, collaborating, and socialising for all staff, students and academics on the West Cambridge site, as well as local residents.

The first stage of the new developments, the Cavendish III and the SFH, are currently taking shape on what were the Veterinary School's front paddocks, meaning we now have new neighbours in the form of the Main Contractor Bouygues UK (BYUK) who are delivering the project.

Currie & Brown in collaboration with BYUK and their consultants decided to take part in the National Three Peaks Challenge as a teambuilding activity and to raise money for Camvet.



The Three Peaks Challenge consists of a 23 mile trek encompassing the three highest peaks of Scotland, England and Wales within 24 hours, with more than 1,300 miles driven to reach the destinations. Over 40 people participated in the event from the construction professionals engaged on the projects.

The team included members from: University of Cambridge Estate Management; Bouygues UK; Currie & Brown; AECOM; Jestico + Whiles; NBBJ; Hoare Lea; BDP; Ramboll.

During 2018 the team has raised a grand total of £3,077 for charities including Macmillan, Camvet, Poppy Appeal, Breast Cancer and Save the Children and we are delighted to be associated with them. We would like to say a huge thank you to everyone who took part in the Challenge and to all of their supporters who made the donation to Camvet possible.

Matt Allen, University of Cambridge Estate Management, said 'This was a fantastic event that enabled us to grow stronger as a team whilst raising funds for a well deserving cause.' While Sam Mayo, Bouygues UK, said 'Taking part in the Three Peaks Challenge was both challenging and rewarding and upon completion it gave everybody a great sense of achievement. The teams worked together and the comradery throughout was inspiring.'

We would like to thank everyone involved for their wonderful donation of **£2,695** which went towards our Small Animal Minimally Invasive Surgery Appeal.




The Team

2018 Virgin Money London Marathon

With temperatures reaching 24.1°C (75.3F) the 2018 Virgin Money London Marathon, held on Sunday 22nd April 2018, was the hottest London Marathon on record. Huge congratulations go to our five runners who all completed the course in incredibly respectable times. They did amazingly well, especially considering the weather, and should be as proud of themselves as we are.

Our runners raised **over £7,310** which is another incredible achievement. The combined donation was a massive boost to our Small Animal Minimally Invasive Surgery Appeal and we really can't thank them, and their sponsors, enough for all of the hard work and generosity that went in to making this gift possible.



Henry Miller

Final Year Veterinary School Student

3hrs 9mins 45secs

'It was such an enjoyable day and went much better than I expected in the end as I finished in 3:09:45. Probably because the crowds and support were simply phenomenal! Even two days later my legs were pretty sore... Thank you ever so much for giving me the opportunity to take part in the Marathon.'



Mark Haghani

Camvet Supporter

4hrs 19mins 54secs

'I really loved running for Camvet and I'm really thankful to have had the chance to represent the charity. This was my first ever marathon and the support shown from Greenwich to Buckingham Palace, for 26.2 miles, was unbelievable. I will never forget the crowd. Seeing so many people supporting me was so motivational and helped me not slow down. Equally I will not forget the pain that the last four miles brought. The crowds for the last mile did however carry me through. Truly an unforgettable experience, and to be able to run for Camvet made it the perfect day.'



Jackie Brearley

Senior Lecturer in Anaesthesia, Director of Studies at Lucy Cavendish College and Academic Lead in the Pauline Brown Clinical Skills Centre

5hrs 58mins 0secs

'It doesn't seem possible that it is over a year since I ran the London Marathon. I achieved what I wanted – raise money for Camvet, to run it in under 6 hours, enjoy myself and to be injury free at the end. It must have been a good experience as I ran another one in Suffolk last October and hope to start training soon for an ultra marathon. The highlight was running through the east end of London and smelling the food cooking on the bbq at some of the supporters parties, and the low point was mistaking vaseline for crushed ice – what do you do with a handful of vaseline when you don't feel the need for it?'

Kerry Page

Camvet Supporter

4hrs 57mins 55secs

'Running the London Marathon was a fantastic experience and a huge tick off my bucket list. Running for a charity such as Camvet makes it really worthwhile. The support on the day keeps you going!'

Garin Wilby

Camvet Supporter

4hrs 48mins 04secs

'It wasn't the best marathon I had ever run, but I was delighted to raise money for an incredibly worthy cause and that fact made the whole experience a little better!'

2019 Virgin Money London Marathon

The 2019 London Marathon was held on Sunday 28th April. In cooler temperatures to the 2018 race five runners took part and raised nearly £5,000 which helped us to bring our appeal for the Small Animal Minimally Invasive Surgery Suite to a close. Our thanks go to all of our runners and to their sponsors for their generous support.



Rupert Lang

Junior Clinical Training Scholar in Farm Animal Medicine and Surgery

3hrs 1min 23secs

'I am delighted to have been able to run the London Marathon and raise money for Camvet. Although I trained hard, no amount of training could have prepared me for the big day, especially from mile 20 onwards which was exceptionally challenging. However, the crowd was incredible with everybody shouting my name like they knew me which carried me to the end. I'm certainly glad to have completed a marathon, but will not be running another one anytime soon... maybe another half-marathon!'

Vikki Scott

Equine Internal Medicine Clinician

5hrs 50mins 43secs

'Running the 2019 Virgin Money London Marathon for Camvet was amazing! Sharing the miles with so many other dedicated runners and fundraisers was a truly inspiring experience. I am so happy to have supported Camvet's great work by running the London Marathon.'



Yuvani Bandara

Small Animal Intern

5hrs 7mins 12secs

'Thank you to everyone who supported me in completing my first marathon in aid of Camvet, it was an amazing challenge and I hope that my experience has propelled others to take on a marathon because you can do it! I encourage anyone who has never run before or is new to running to push themselves beyond their boundaries and comfort zone to enjoy such a liberating sport and reveal their capabilities, good luck to everyone taking on the marathon in 2020!'

Fengyuan Hu

Camvet Support

3hrs 42mins 7secs

'I feel privileged to have run my first London Marathon for Camvet. It is amazing, it is inspirational and it is the experience of a lifetime!'

David Barrett-Hague

Camvet Supporter

3hrs 43mins 40secs

Great London Marathon, smashed it, finishing 15 minutes faster than Paris at 3 hours 43 minutes.

The crowd were amazing, really providing much needed energy, encouragement and noise. The event organisation was superb with enthusiastic stewards making the event go off smoothly.

To be honest the last two miles were tough, and I had some choice words for King Edward VII as I approached Buckingham Palace; he was responsible for extending the Marathon distance for the 1908 Olympics so that it started at Windsor! Although, the worst moment was being overtaken by a Panda; maybe I should try a bamboo diet!

Camvet has a Gold Bond Place for the London Marathon guaranteeing that we have 5 places for each race.

All of our places are currently allocated for 2020, but if you would like to be considered for 2021, would like to go on our waiting list in case one of our 2020 runners drops out, or if you are lucky enough to be allocated one of the Marathon ballot places and would like to run on our behalf, please let us know and we will be happy to supply you with sponsorship forms, publicity material and a running top to help you persuade your sponsors.

Creature Features

Thank you!

While we like to thank each of you in writing for your generosity sometimes, if you only send a cheque or items for recycling in the post, it is difficult to trace you with just a name and postmark.

If you have donated to us and haven't received a thank you it isn't because we are not grateful, we are!

If you shop online, you can raise money for Camvet at no extra cost to you!

We have recently partnered with savoo.co.uk on a new and exciting fundraising project which, purely by searching or shopping online, will raise money for Camvet.

Simply use Savoo Search as your default search engine (the same way you would your current search engine) and Savoo will donate 1p to us for every search. If you are looking to do some online shopping and want to get a great deal, Savoo has thousands of voucher codes for all your favourite shops and deals that will help you save money, and they will donate to Camvet at the same time.



All you need to do is go to <http://www.savoo.co.uk/#camvet> and sign up. Once you have signed up, click on 'Find a Charity or Community' from your quick links box, and choose Camvet and then you can start searching, saving and raising today!



UNIVERSITY OF
CAMBRIDGE

Veterinary School Trust

Banker's Order Form

University of Cambridge
Veterinary School Trust.
Exempt Charity No: XO 979/86

INSTRUCTION TO YOUR BANK OR BUILDING SOCIETY TO PAY BY STANDING ORDER

Name(s) of Account Holder(s):

Personal Account Number:

Sort Code:

Address of Account Holder(s):

Name and full postal address of your Bank or Building Society:

Please pay the **University of Cambridge Veterinary School Trust**, Account No. **10773972**, Barclays Bank plc, St Andrews Street, Cambridge (Sort Code **20-17-19**), £ _____ on the _____ (day) of _____ (month) _____ (year) and on the same date each succeeding year / half year / quarter year / month* for _____ years or until you receive instructions to close this order. *Please delete as applicable.

Signature(s) of Account Holder(s):

Date:



Using Gift Aid means that for every £1 you give, we can claim back an extra 25p from the Inland Revenue, making your donation go further, at no extra cost to you.

☐ Please tick this box to Gift Aid your donation.

To qualify for Gift Aid the amount you pay in UK Income Tax or Capital Gains Tax must at least equal the amount we will claim in the tax year.

☐ This donation includes my Friend's subscription (Please tick if applicable)

Our banker's order guarantee

THIS GUARANTEE SHOULD BE DETACHED AND RETAINED BY THE PAYEE

- This guarantee is offered by The University of Cambridge Veterinary School Trust.
- The amounts to be paid and the payment dates will not be changed by The University of Cambridge Veterinary School Trust without prior instruction from you.

- If an error is made by The University of Cambridge Veterinary School Trust you are guaranteed a full and immediate refund of the amount paid.
- You can cancel a Banker's Order at any time by writing to your Bank or Building Society. Please also send us a copy of your letter.



UNIVERSITY OF
CAMBRIDGE

Veterinary School Trust

© 2019 University of Cambridge Veterinary School Trust, Maddingley Road, Cambridge, CB3 0ES

Tel: 01223 337630/764475 Fax: 01223 337610 Web: <http://camvet.vet.cam.ac.uk/>

University of Cambridge Veterinary School is an exempt charity (No XO 979/86) under the University of Cambridge.

Design: www.dynamiccreative.co.uk Print: www.ruddocks.co.uk