

# Banker's Order Form

INSTRUCTION TO YOUR BANK OR BUILDING SOCIETY TO PAY BY STANDING ORDER



Name(s) of Account Holder(s)			
Personal Account Number	<input type="text"/>	Sort Code	<input type="text"/>
Address of Account Holder(s)	Name and full postal address of Bank or Building Society		
<p>Please pay the University of Cambridge Veterinary School Trust, Account No. 10773972, Barclays Bank plc, St Andrews Street, Cambridge (Sort Code 20-17-19)</p> <p>£ _____ on the _____ (day) of _____ (month) _____ (year) and on the same date each succeeding year / half year / quarter year / month* for _____ years or until you receive instructions to close this order. *Please delete as applicable.</p>			
Signature(s) of Account Holder(s):			
Date			

*giftaid it*

**This Donation includes my Friend's Subscription (please tick if appropriate)**

**Please tick this box to Gift Aid your donation**  
To qualify for Gift Aid the amount you pay in UK Income Tax or Capital Gains Tax must at least equal the amount we will claim in the tax year.

## Our banker's order guarantee

THIS GUARANTEE SHOULD BE DETACHED AND RETAINED BY THE PAYEE

- This guarantee is offered by The University of Cambridge Veterinary School Trust.
- The amounts to be paid and the payment dates will not be changed by The University of Cambridge Veterinary School Trust without prior instruction from you.
- If an error is made by The University of Cambridge Veterinary School Trust you are guaranteed a full and immediate refund of the amount paid.
- You can cancel a Banker's Order at any time by writing to your Bank or Building Society. Please also send us a copy of your letter.

# CREATURE FEATURES

The University of Cambridge Veterinary School, The Queen's Veterinary School Hospital and Camvet had a long and proud association with her Majesty Queen Elizabeth II and express deep sadness at her passing.



1926 - 2022



HM The Queen opening the Small Animal Wing in November 1994. L to R: Prof Mike Herrtage, Tanya Mills RVN, HM The Queen and Prof Leo Jeffcott, Head of the Department of Veterinary Medicine at the time.

Tel: 01223 337630/764475 [www.camvet.vet.cam.ac.uk](http://www.camvet.vet.cam.ac.uk)

© 2021 University of Cambridge Veterinary School Trust, Madingley Road, Cambridge, CB3 0ES  
University of Cambridge Veterinary School is an exempt charity (No XO 979/86) under the University of Cambridge.  
Design: clarkework.org Print: www.ruddocks.co.uk

Spring 2023

## Editor's Message

2023 marks a milestone for Camvet. Established in 1983, Camvet is now 40 years old and over the years, with your unwavering support, has helped Cambridge Veterinary School remain at the forefront of animal health and welfare and student teaching.

None of our achievements would have been possible without your generosity and encouragement and we really cannot thank you enough.

In this issue I hope that you will enjoy looking back on everything that we have been able to achieve together. We would love to hear your memories about Camvet so do please contact us with any stories you have. You can help us celebrate our 40th anniversary by taking on a Forty Forty Challenge, information can be found on page 5, and if you do make sure you send us photos!

While we take a moment to look back at the past, we are also looking forward to the exciting times that lie ahead for Camvet, Cambridge Veterinary School and the Veterinary profession as a whole.

We are delighted to continue this journey with you, so here's to the next 40 years!



**Liz Smith**  
Fundraising Executive  
and Newsletter Editor

## The 2021 Dalrymple-Champneys Cup and Medal awarded to Professor Mike Herrtage

Internationally renowned veterinary surgeon Professor Mike Herrtage was awarded the British Veterinary Association's (BVA) most prestigious scientific award for his outstanding contributions to clinical teaching and research, veterinary specialisation, and dog health and welfare during the association's virtual awards ceremony on 23rd September 2021.

The Dalrymple-Champneys Cup and Medal, first awarded in 1934, is presented each year to a BVA member whose work supports the advancement of veterinary science. Professor Herrtage received the award in recognition of the distinctive advances he has led through clinical research in many areas of veterinary medicine and diagnostic imaging, especially in the fields of canine medicine and endocrine and metabolic disorders.

**Mike is an immensely worthy recipient of the Dalrymple-Champneys Cup and Medal and I am absolutely delighted to be presenting this award to him.**

On hearing of his award Professor Herrtage, former Dean of Cambridge Veterinary School, Emeritus Professor of Small Animal Medicine at The Queen's Veterinary School Hospital and Camvet Trustee, said 'It is a tremendous honour, but a very humbling experience, to be recognised by one's peers for doing work that has always given me so much pleasure. I would like to thank BVA and the selection committee for considering me worthy of this prestigious award. It is particularly awe-inspiring to read the list of

previous recipients of this award on the Dalrymple-Champneys Cup.

'I count myself very lucky that I have always enjoyed my work and much of that is due to the great support and encouragement I have received from my colleagues as well as the constant challenge and stimulation provided by the many students, residents and postgraduates that I have had the pleasure of working with over my career. If I have managed to achieve anything in my professional life, clinical teaching, research and development of specialisation, it is due to their inspiration and support and our joint belief in the promotion and advancement of the veterinary profession.

'I am also very grateful for the continued help, support and encouragement from my family.'

**Professor Herrtage received the award in recognition of the distinctive advances he has led through clinical research in many areas of veterinary medicine and diagnostic imaging.**

Presenting the award, outgoing BVA President James Russell said 'Mike's work has improved the lives of thousands of dogs and cats worldwide and BVA has been extremely fortunate to have benefitted from his expertise throughout his longstanding involvement with the Canine Health Schemes.

'It is hard to do justice to Mike's amazing contributions to the veterinary profession and to the advancement of knowledge and education throughout a distinguished career so enthusiastically dedicated to improving canine health and welfare.

'Mike is an immensely worthy recipient of the Dalrymple-Champneys Cup and Medal and I am absolutely delighted to be presenting this award to him.'

Credit: BVA Website

[www.bva.co.uk/news-and-blog/news-article](http://www.bva.co.uk/news-and-blog/news-article)



**Professor Mike Herrtage**  
2021 Dalrymple-Champneys Cup  
and Medal Winner





## Camvet 40th Anniversary

In 1983, following threat of closure and recognising the need to expand, The University of Cambridge Veterinary School set up an appeal committee to raise funds. Soon appreciating that this may be a bigger job than original thought, and after careful consideration and consultation with the University, the University of Cambridge Veterinary School Trust (Camvet) was formed.

Richard Greenwood Cambridge Veterinary School Alumni, who served as a Camvet Trustee for many years and was Chairman of the Board of Trustees from 2004 until 2008, said 'In the late seventies the Cambridge and Glasgow Veterinary Schools were threatened with closure by the Government. Colonel John Hickman, Senior Surgeon at Cambridge Veterinary School, led the fight back which eventually resulted in the expansion of the School saving its valuable expertise.

'This included the formation of the Vet School Trust, Camvet, to raise money to support the School and its animal hospital. The success of the Trust is testament to the high regard in which the School is held.'

The newly founded Camvet was charged with an initial task of raising £675,000 for improved surgical facilities, a small animal nursing ward, radiological facilities, cancer therapy facilities, alternative animal husbandry system units and clinical research accommodation.

Camvet's original Trustee Board were a formidable group of veterinary and business professionals, with ties to the Veterinary School, or to the wider University as a whole. Professor Robert Coombs, Sir Ronald Halstead, Colonel John Hickman, The Lord Kimball, Mr Stanley Kubrick, Dame Rosemary Murray, Mr Philip Paxman and Professor Alastair Worden were tasked, not only with the governance of the Trust, but with finalising the original Deed of Trust. To this day Camvet's mission statement remains unchanged: to raise funds in support of Cambridge Veterinary School and The Queen's Veterinary Hospital and their aim of providing the best in animal healthcare.

Since its inception Camvet's achievements have been many. With your help, Camvet has raised over £13 million for a wide variety of projects at Cambridge Veterinary School.



The Pauline Brown Clinical Skills Training Centre



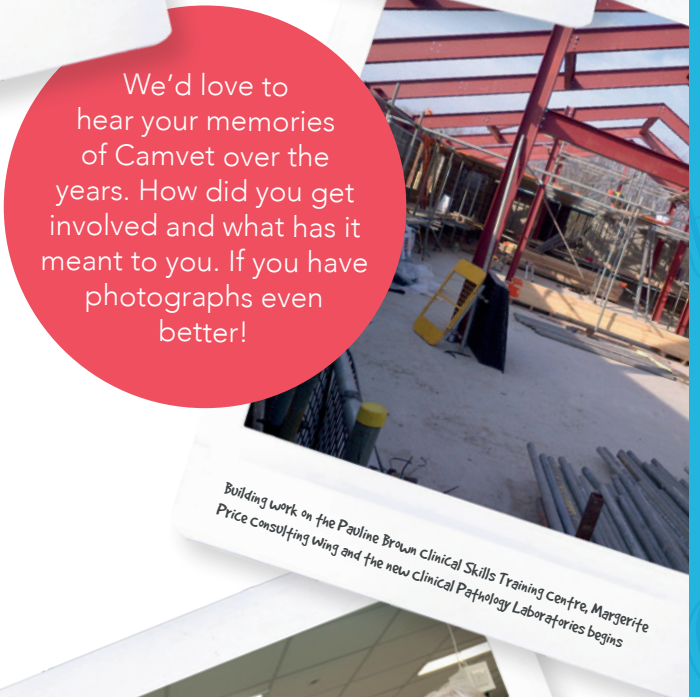
The newly opened Small Animal Surgical Suite in 2002



The dedicated Small Animal Minimally Invasive Suite is completed 2017



L to R: HRH Prince Michael of Kent, Prof Jane Dobson and Mr Malcolm Breatley with the new linear accelerator in October 2008



Building work on the Pauline Brown Clinical Skills Training Centre, Margerite Price consulting wing and the new Clinical Pathology Laboratories begins



The Pauline Brown Clinical Skills Training Centre, Margerite Price Consulting wing and the new Clinical Pathology Laboratories are officially opened by the Chancellor of the University of Cambridge Lord Sainsbury of Turville. L to R: Mrs Gillian Townsend, Mr Mike Townsend, Professor Mike Herrtage, Lord Sainsbury, Dr Jackie Breatley

We'd love to hear your memories of Camvet over the years. How did you get involved and what has it meant to you. If you have photographs even better!

## Forty Forty Challenge

In celebration of Camvet reaching its 40th Anniversary we thought we would set a fundraising task for you. We would like to you to come up with a challenge based around the number 40 and raise money for Camvet along the way!

You could bake 40 cup cakes and hold a bake sale, swim 40 lengths, walk 40 miles over a month, walk around your garden 40 times, hold a 40 question quiz night, hold a 40s themed cocktail night or throw a 1983 themed dinner party and get your 40 year old fashion items out of the mothballs. The possibilities are endless but sponsored events and fundraising events are a great way for you to raise money, while having fun! You can hold your event time in 2023 as we will be celebrating all year round.

Once you have decided on your event let us know! We can supply you with sponsorship forms, advice on setting up a fundraising page, or just give you some encouragement and advice. After your event simply send your donation to us at the address below. We want to see your efforts so don't forget to send photos if you have them!

If holding an event or taking part in a fundraising activity is not for you but you would still like to be involved you can send a cheque donation, made payable to University of Cambridge Veterinary School Trust, to:

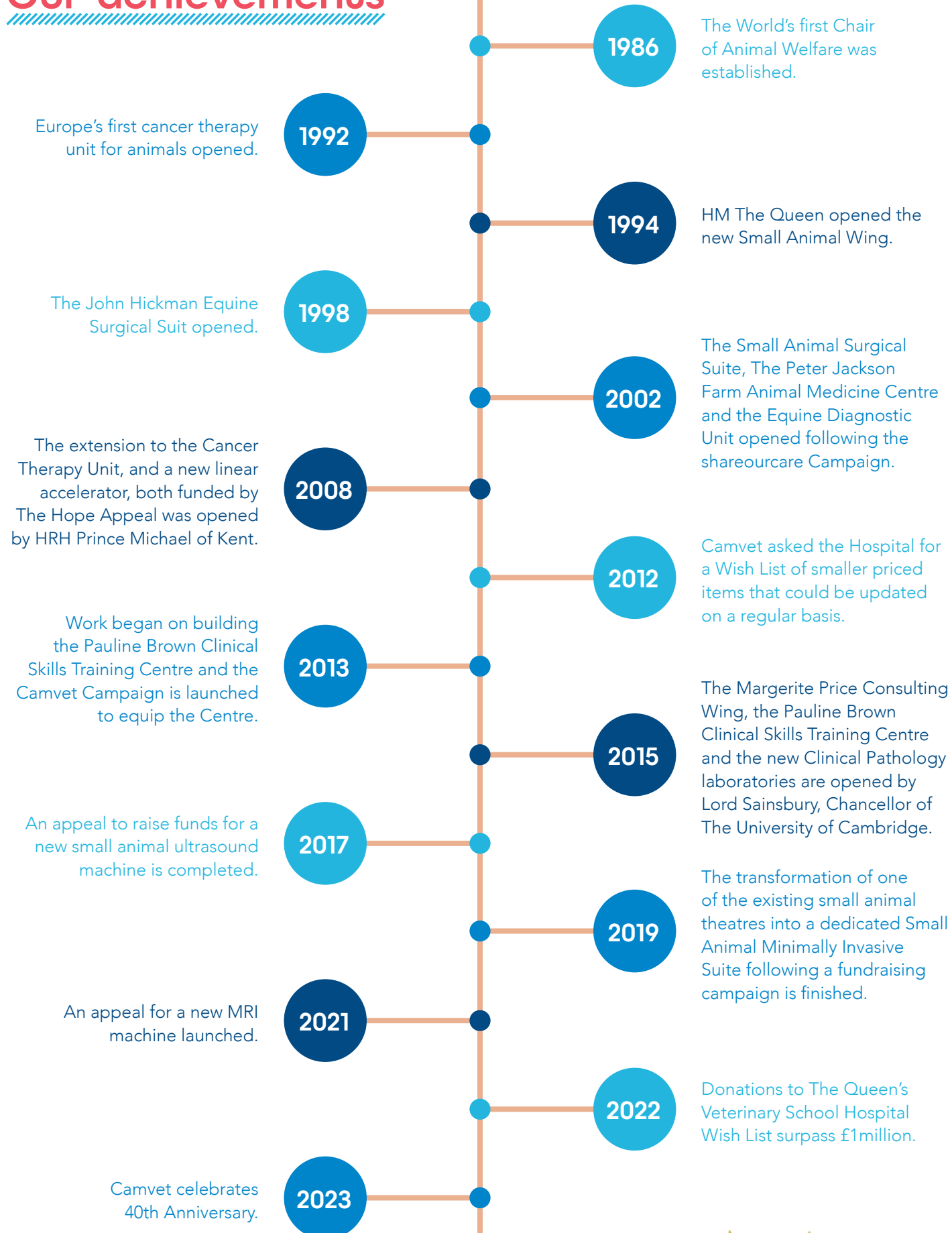
University of Cambridge Veterinary School Trust,  
Maddingley Road, Cambridge CB3 0ES

**Your gift doesn't have to be forty themed! Every donation, large or small, is very gratefully received and makes a huge difference to our work! Don't forget to include your name and address so that we can thank you properly.**



# Camvet 40th Anniversary

## Our achievements

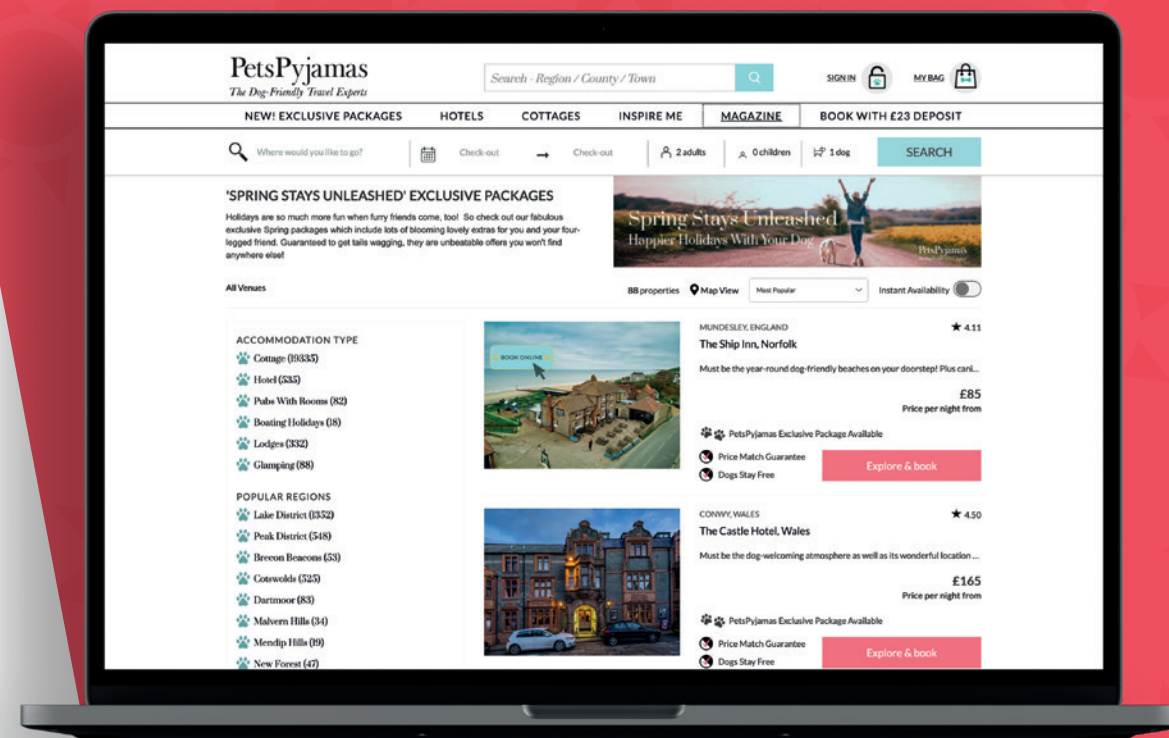


# Pets Pyjamas

In December 2021 Camvet received an incredibly generous donation of £1,000 from PetsPyjamas, the dog-friendly travel experts. PetsPyjamas believe holidays are far more fun when your dog comes along too and, with this in mind, they have curated a hand-picked collection of over 16,000 hotels, country houses, cottages, B&Bs and pubs with rooms that are truly dog-friendly – many with exclusive pet packages that you won't find anywhere else.

As dog lovers themselves, PetsPyjamas want their clients to be sure that their dog will be as welcome as you are. Their dedicated pet concierge team can help you find your perfect dog-friendly stay, or you can book online instantly. The hotels welcome all dogs with a host of exclusive extras including dog beds and bowls, doggy afternoon tea, gourmet meals, pet sitting, toys and treats plus maps with wonderful local walks.

Explore their collection of fabulous dog-friendly hotels; ranging from luxury spa retreats and seaside sanctuaries, to stunning country house hotels, pubs with rooms and charming B&Bs at [petpyjamas.com](http://petpyjamas.com) or call them on 020 3642 3162. A donation is made to an animal charity with every single booking and, to date, over £132,000 has been donated to worthy causes.





## 2021 & 2022 TSC London Marathon

The 2021 London Marathon took place on Sunday 3rd October. Due to the COVID-19 pandemic, the race was postponed from April until October to maximise the chances of a mass participation event. Camvet had three runners taking part who ran wonderful races and raised a fantastic amount of money for Camvet.

The 2022 London Marathon was held on Sunday 2nd October. It was the third successive year that the race has been held in autumn which meant that our runners were training during one of the hottest summers that Britain has seen. In total nine runners took part, running amazing races and raising nearly £11,000 for Camvet.

We would like to thank all of our 2021 and 2022 Marathon runners. They should all be incredibly proud of themselves and their amazing achievements, and the amazing contribution they have made to Camvet and the work that we do.

Camvet has a Gold Bond Place for the London Marathon guaranteeing that we have five places for each race. Places are carried over if they are not filled or if a runner has to drop out. If you, or a friend or family member, would like to be considered for one of our Marathon places in the future, or if you are lucky enough to be allocated one of the Marathon Ballot Places and would like to run on our behalf, please get in touch.





# 2022 TSC London Marathon

## Annie Acres

University of Cambridge Veterinary School Graduate 2022

3hrs 40mins

It was an awesome day and I'm so grateful for the opportunity to take part. The support has been amazing and people have been really keen to give back to the Vet School which has been very humbling. The race was incredible, such an awesome experience to run through London alongside other driven and dedicated individuals, all raising money for fantastic causes, and remembering people close to their hearts. There was a real sense of unity and determination which drove people to achieve more than they could have believed. A fantastic day, and one I will remember forever. Thanks again for all your support and giving me the opportunity to take part.



## Ben Turner

University of Cambridge Veterinary School 5th Year student

4hrs 11mins

The Marathon was so much fun. The crowd and the route is absolutely amazing! The best bits were the Cutty Sark, Tower Bridge and finishing past Westminster and then the Mall. My thoughts after just finishing the race: "Ow! I'm glad that's over my left ankle has been killing me for the last 14km!" I'd definitely like to do another marathon at some point, train more consistently and get used to the longer distances at steadier paces and see how much quicker I can run it, but I'm very happy to have the first one under my belt. Thank you so much for letting me run for Camvet and I'd be very pleased to do so again sometime in the future. I may have put my name in the April 2023 ballot...



## Drew Sanders

Camvet Supporter

3hrs 43mins

Running the London Marathon was one of the most spectacular experiences of my life. Everyone knows that it is a big and iconic event, but you just don't truly grasp how massive and special it is until you are out there on the course. The turnout and level of support from the spectators is epic, and I don't think a single minute went by without someone yelling my name in encouragement. But probably what was most impressive was the diversity and number of participants, along with their individual motivations and charities that had inspired them to get to the start line. Events like these bring out the best in humanity and I can't wait to do something similar soon. A huge thanks to Camvet. The organisation made the process of registering so seamless, and the encouragement and advice leading up to the event was truly appreciated.

## David Gubb

Camvet Supporter

3hrs 47mins

It was great fun! The crowds were incredible - deafeningly loud in places, and apparently there weren't the normal number of people out! I completed it in 3hrs 47mins, so I was very pleased with that, and I was 22 minutes quicker than last year! The new "wave" system (three starts with 8 waves per start) worked really well, so it wasn't too crowded at the start, and that meant I didn't go too mad at the beginning. I didn't struggle at any point (including the dreaded wall at 22miles!) and managed a steady pace throughout, and I didn't walk at any point! The weather was great, a bit cold to start with and then sun and a breeze towards the end. I managed to avoid the rain shower - at that point. I was waiting for the train home! My legs were not too sore the next day, but I took it easy on the sofa for the day.



## Katie McCallum

Clinical Veterinarian and Affiliated Lecturer in Small Animal Medicine, Queen's Veterinary School Hospital, University of Cambridge

4hrs 49mins

I would say that the experience was one that I will cherish forever. It was tough, particularly the 16k training runs before work and during the heatwave! However, when you are running along Tower Bridge and complete strangers are shouting your name and supporting you, it is unlike any other running experience I have taken part in! I couldn't run 10 years ago and so for anyone who thinks they cannot do it, I say give it a go!

## Lily Wilson

Camvet Supporter

5hrs 54mins

I am so glad I ran the 2022 London Marathon for Camvet. It was an incredible experience, all of it! The run itself was challenging and so rewarding, the supporters along the route were wonderful, and so many other runners, also running for charity, were an inspiration. I felt honoured to be part of it.



## Evie Gray

Camvet Supporter

3hrs 57mins

Just an email to let you know how Lillian and I got on yesterday! Initially we were very apprehensive; a lot of rain was in the forecast. Luckily they got it wrong and we had a beautiful dry day! We both had good races. I completed in 3hrs 57mins and Lillian in 4hrs 38mins, and we met at the end. It was such a privilege to be running for Camvet, I felt very proud. Plus the t-shirt design was perfect, everyone shouting our names!! Thanks again for all your support and letting us run for such a great cause. A day I'll never forget!



## Katriina Willgert

Postgraduate student, University of Cambridge Veterinary School

4hrs 38mins

It was fantastic, a great atmosphere and I loved being back in London after such a long time! Crossing London Bridge literally gave me goosebumps. It did get tough(er) around 30km but I got a second wave of energy when entering central London with the crowds cheering.



## Alice Bugg

Oncology Nurse, Queen's Veterinary School Hospital, University of Cambridge

5hrs 2mins

I would say that running the London Marathon for Camvet was a true honour and the fact that I was due to run it in 2020 made it more of an achievement. I had already raised an amount for Camvet in 2020 before the Covid pandemic caused the event to be postponed. Having suffered various injuries the following year, I was determined to fulfil my promise. On the actual day, the whole experience was amazing. Certainly the best challenge I have ever done and, having raised so much money for a worthwhile cause, made the run even more memorable.

## Ali Limentani

Veterinary Radiographer, Queen's Veterinary School Hospital, University of Cambridge

4hrs 54mins

I really enjoyed running the London Marathon for Camvet. I had amazing support from friends during training and fundraising, and the support from complete strangers on the day was also very humbling. The training was quite an undertaking, but it was great to have the event to motivate me on the long training runs and all the little runs in between. I'm running again, having taken a month off after the Marathon and I've booked places on a 10k run next week and a half marathon next year!



## Lillian Kentish

Camvet Supporter

4hrs 38mins

What a tremendous day. I managed to smile my way around the course and all for an excellent cause! Everyone told me that the energy of the crowd would carry me through and they definitely did, thank you to all the spectators and all Camvet supporters! Brilliant idea to have my name printed on the t-shirt. It's been a pleasure raising money for Camvet and a privilege to wear the t-shirt.

## Vinodhini Jayaseelen

Camvet Supporter

8hrs 2mins

It was an amazing experience. I made a lot of new friends who motivated me and ran with me during the race. I'm glad I can finally say I completed the London Marathon and got a medal! After the halfway mark, it started to rain profusely and I had some blisters on my toes. As it was extremely painful, I had to walk quite a fair bit during the race plus I believe the shoe I wore didn't provide as much support. However, I still pushed through and sprinted till I crossed the finishing line. Crossing the finishing line was a very emotional moment for me. Thanks to Camvet for letting me run.



## In memory of Dr Peter Jackson

For those who knew Peter, he was a quiet, gentle, self-effacing person who had a steely resolve that drove him to achieve great things during his life. It was with great sadness that we learnt of his death on 14th May 2023.

Peter was born on 1st October 1936 in Welling, Kent. When war was declared in 1939, his father joined the Royal Navy and his mother took up a teaching role at Teversham Junior School near Cambridge. Just after the war, the family moved to Babraham, close to Babraham Hall and Park which had been sold to the Government and became the Institute of Animal Physiology. This association was to stimulate Peter's interest in farm animals and veterinary medicine.

Peter attended the Perse School before applying to Royal (Dick) Veterinary School in Edinburgh for a place to study veterinary medicine. Peter graduated with honours and several medals in 1960 before joining a mixed rural practice in March, Cambridgeshire. Peter, like many practitioners, took a great pride in providing an excellent service to his clients and patients. His description of practice in the Fens at that time was a reminder of a bygone era. It was here that he met Ronnie, who was to become his wife and who supported and encouraged him throughout his life. Peter achieved the rare distinction of achieving the Fellowship of the Royal College of Veterinary Surgeons by thesis from practice. For his thesis on dystocia in sows, he had spent many hours studying numerous farrowing events on Fenland farms. Peter's enthusiasm and enquiring mind enabled him to move from private practice to academia when he developed chronic back pain. He accepted a lectureship in obstetrics at the Royal (Dick) in 1976, which required his family to move to Penicuik close to Edinburgh.

In 1980, he was encouraged to apply for a new senior position at the Veterinary School in Cambridge. He was appointed University Physician,

a unique Cambridge title at Readership level. He concentrated mainly on large animals but still took his turn at the RSPCA Clinic working with companion animals. He was instrumental in introducing diagnostic ultrasound and endoscopy into the veterinary curriculum. Having gained his Fellowship by thesis from practice, he embarked on a professional doctoral thesis on bovine dystocia. He was awarded a Winston Churchill Travelling Scholarship in 1982, which enabled him to visit many of the top Vet Schools in Europe in order to understand and study their approach to bovine dystocia. He graduated as Doctor of Veterinary Medicine & Surgery in Edinburgh in 1985. As veterinary medicine became more specialised, Peter concentrated more on farm animal medicine and reproduction. His didactic teaching was always accompanied with beautifully illustrated notes, which he turned into several very successful textbooks. He will always be remembered for his compassion and dedication to the individual animal at a time of progressive intensification within farming. It was with great sense of loss that Peter decided to take early retirement in 2002. He was delighted to have the new Farm Animal Unit named in his honour in 2004.

In 1981, Tony Palmer had asked Peter whether he would be interested in becoming a senior member at St Edmund's House (full College status came later). The Rev John Coventry SJ was the Master at that time. The friendly and supportive ethos of the College fitted well with Peter's ideals. He was invited to become a Fellow of St Edmund's College in 1990 under the new Mastership of Dr Richard Laws. He was soon appointed Director of Studies for Clinical Veterinary Medicine in 1992, a position he held until 2005. Peter's patient, sympathetic demeanour made him an ideal person to act as a College Tutor which he did admirably and diligently for generations of students until 2002 when the then Master, Sir Brian Heap, approached him to become Senior Tutor. He accepted what was now becoming a much more formal and time-consuming

role with increased administration due to the growth of the College. He was very ably supported by the experienced Helen Mason as Deputy Senior Tutor. The College continued to grow and flourish under his tutorial leadership and, as Sir Brian has commented, 'he carried his new responsibilities with immense care and sympathy for students consistent with his longstanding commitment to the life and success of the College. Characteristically, he once shared with a small gathering of Fellows that he had never expected to ascend to such a position'. Peter was elected an Emeritus Fellow in 2006.

Outside the Vet School and College, he had been President of the Eastern Counties Veterinary Society and an elected member of the Council of the British Veterinary Association. He was a long-time supporter and Patron of Camvet, a Trustee of Wood Green Animal Shelters and a member and chair of the RSPCA Farm Livestock Advisory Committee. He received a number of national accolades for his work from the RCVS and BVA. Peter authored a number of successful veterinary textbooks, which have been translated into a number of different languages as well as writing books on veterinary history and an autobiography entitled 'Times Past and Present (An unashamedly honest account of a life spent following a diverse career in the veterinary profession)'.

In his later years, he and his wife moved from their small holding in Over to Wisbech to be nearer their family. Peter's passing is an immense loss to the veterinary profession and to St Edmund's College. He will be greatly missed. Our sympathies go to Ronnie, their two daughters, Lucy and Libby, and their families for their profound loss.

By Mike Herrtage, Tony Palmer and Brian Heap

The Peter Jackson  
Animal Medicine Centre



Peter at the opening of The Peter Jackson Farm Animal Medicine Centre in 2004



## Make do and mend

X-Ray positioning aids given a  
new lease of life

Huge thanks go to Jan Sharman who rescued our worn x-ray positioning aids by making new removable and easily cleanable covers for them.

The photo shows sedated Rosie Marshall, a Fox Terrier, being the first patient to benefit from our expertly re-covered sandbags. Having been referred to The Queen's Veterinary School Hospital for investigations into low blood sugar (hypoglycaemia), Rosie had x-rays of her chest taken to check for any signs of potential cancerous causes. After these further examinations it was thought that Rosie's original test results may have been incorrect and thankfully she was given a clean bill of health.



## Camvet donations to The Queen's Veterinary School Hospital equipment Wishlist exceed the £1million mark

Since its inception in 1983, the University of Cambridge Veterinary School Trust (Camvet) has been raising funds for Cambridge Veterinary School and The Queen's Veterinary School Hospital. During this time Camvet has funded many building projects, purchased a number of large pieces of specialist equipment for the Hospital and provided funding for a number of key posts.

In 2012 Camvet asked The Queen's Veterinary School Hospital for a Wish List of smaller items of equipment that the Trust could support, and the Hospital staff were not shy in coming forward. From syringe drives that continuously deliver medicines intravenously, to an ultrasonic cleaner for surgical equipment, and equine positioning aids for our imaging department, these pieces of equipment have been vital to the smooth running of the Hospital, the treatment and care of our patients and to the teaching of our veterinary students. The recent agreement to purchase an ECG monitoring system, a warming unit and air heated blankets to keep small animal patients warm while recovering from surgery and two replacement operating tables for the Small Animal Surgical Suite, means that Camvet has now donated over £1million to The Queen's Veterinary School Hospital Wish List over that past ten years.

The most recent addition of a new Imaging Screen for Hospital rounds garnered this response from Marie-Aude Genain, Principal Radiologist at The Queen's Veterinary School Hospital, 'I would like to say a massive thank you to the Camvet Trustees for funding our new imaging screen for rounds. The high quality screen has transformed the workflow in many positive ways by massively enhancing the experience for students in rounds and allowing much more discussions with our interns, residents and clinicians about our cases now that a big group of people can see the images and interact

with them. It is truly a fantastic learning tool, with a positive impact for patient care!'

The remarkable achievement of donating over £1million would not have been possible without the generous contributions of Camvet's supporters, the Department of Veterinary Medicine and Hospital staff and our veterinary students and graduates.

Matthew Moon, Managing Director of The Queen's Veterinary School Hospital, said 'This is an outstanding achievement. Not only is it a fantastic testament to all the people who have made donations and raised funds, but it is wonderful for our teams to have this equipment to treat our patients and train our students. A massive thank you to everyone!'

Camvet has now donated over £13million to Cambridge Veterinary School and The Queen's Veterinary School Hospital including over £1million to the Hospital Wishlist.





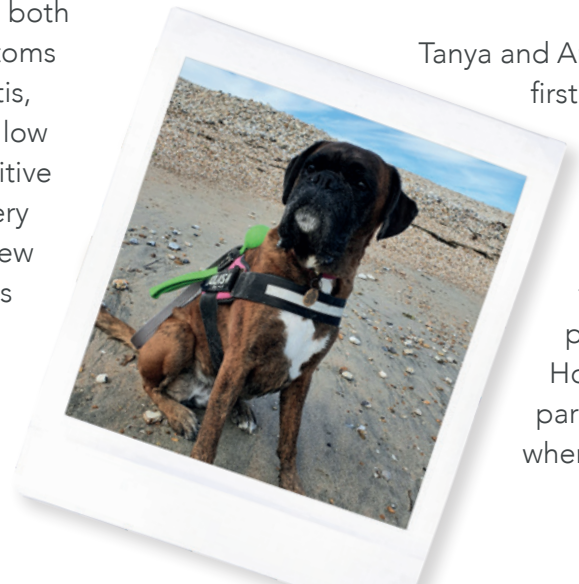
## Gut instincts

Tanya Vella and Andrew Lester are the dedicated owners of Holly, a beautiful 7-year-old Boxer dog. For most of her life Holly has been suffering from Inflammatory Bowel Disease (IBD). When asked if we could write about Holly and her condition for Creature Features Tanya said 'I was a little speechless. Most people don't really recognise what we've done for Holly, or perhaps think we are a little crazy for going to these lengths to keep her well! So this is really just wonderful. I hope it helps others and creates more awareness of IBD.'

In September 2015, when she was just four months old, Holly developed food allergies which resulted in vomiting and diarrhoea. Other symptoms included a very loud gurgling stomach, flatulence, increased shedding and a rash, common with allergic reactions. Over time other symptoms developed including environmental allergies and low levels of folic acid, followed by pancreatitis, reflux and gut dysmotility.

At the time Holly was diagnosed with adverse food reactions. After being referred to a specialist she was prescribed metronidazole, an antibiotic with has anti-inflammatory properties. Holly was put on a diet of prescription kibble, which she was on for a week or so, and then another prescription canned food was added, but her symptoms returned shortly after the metronidazole was stopped. Tanya and Andrew found another commercial food that suited Holly and they were able to stop the metronidazole and the symptoms went away for a few months.

Between October 2015 and April 2018, Holly was developing new allergies, both food and environmental, and symptoms included intermittent vomiting, colitis, reflux, unexplained weight loss and low folic acid levels. Holly was very sensitive and Tanya and Andrew had to be very careful about what she ate. They knew something was wrong, had sleepless nights worrying about Holly, and spent a lot of time doing their own research to try to discover what was the matter.



Desperate for help Tanya and Andrew took Holly to see two specialists in 2016 and 2017, but neither diagnosed Holly with IBD.

At specialist number three, after two months of consistent weight loss, Holly had an ultrasound, blood tests, faecal analysis and an endoscopy. The blood tests revealed low folic acid levels, the faecal results showed a campylobacter infection, the ultrasound results were normal and the biopsies gathered by endoscopy could not confirm IBD. The specialist provided antibiotics, but refused to medicate Holly for IBD based on the biopsy results, and Tanya and Andrew were left to nurse her back to health on their own. It took nearly six months for Holly to get back to a healthy weight, she was only about 18 months old at this time and was still growing. Dealing with a disease that causes malabsorption in such a young growing dog was extremely challenging and stressful.

Tanya said 'It was nothing short of terrifying watching Holly suffer and waste away, with no plausible explanation or diagnosis. To the extent I quit my job in 2017 to care for her and nurse her back to health. This takes a lot of time and effort without the help of the medication that would have quickly reduced the chronic inflammation in the gastrointestinal tract.'

In April 2018 Holly was referred to The Queen's Veterinary School Hospital, University of Cambridge, by her local vet who had another client with IBD, and who had started to see Penny Watson and was very happy with the experience.

Tanya and Andrew met Penny for the first time when Holly was nearly three and relatively stable. Penny told them that, based on Holly's history and the fact that the disease was predominantly located in Holly's jejunum, the second part of the small intestine where folic acid is absorbed

and where an endoscope cannot reach, IBD was strongly suspected.

Tanya says 'It was an immense relief to have found Penny's outstanding expertise and have her support. Penny was confident in her diagnosis and we all agreed it was not in Holly's best interest to put her through invasive surgery to take biopsies.

'We do not know what type of IBD Holly has because there was no confirmation with a biopsy, but there are several types of IBD. We return to The Queen's Veterinary School about once a year for a check-up, but Penny is very supportive to us throughout the year on e-mail and via video call.'

The right diet is the first key component in managing IBD. What the right diet is varies between dogs but many dogs with IBD go on to live normal lives without any need for medication once the correct diet has been found. However, some dogs are not fully responsive to diet or medication and sadly lose their lives to this disease.

Tanya says 'This is heart-breaking. It is virtually unheard of these days that humans lose their life to IBD (Crohn's Disease or Ulcerative Colitis) but I believe we humans have better drugs and treatment such as biological medicines available to us.

'Holly is partially diet responsive and she is now also on cyclosporine to help control the IBD by suppressing the immune system. Following the flare-up in January 2017, we put Holly on a home-cooked diet, keeping it simple at first then expanding it to make it complete and balanced. She is still on this diet which we have had to tweak over time.

'Reducing Holly's exposure to certain allergens is another key part in managing the disease because some allergens are a trigger, stimulating the immune system and increasing symptoms. With Holly's environmental allergies, exercising her can be a challenge. At times of high pollen we need to be careful where we take her and restrict her from going into long grass/bushes etc. We must wash all the pollen off her after a walk. Over the years, Holly has become very sensitive to cold weather (not a common trait in IBD dogs) and her outdoor exercise must be restricted over the winter otherwise we see an increase in reflux, delayed gastric emptying and vomiting. To supplement her outdoor activity, Holly has an indoor dog treadmill, we play indoor games and the dog walker plays with her inside the house.

'Medications such as cyclosporine do not completely suppress the immune system and limiting what triggers IBD, which is unique to each dog, but is still crucial in management of the disease.

'Currently Holly is doing well, she is just having a minor issue with pancreatitis at the moment.'

'Bringing Holly to The Queen's Veterinary School Hospital has been a game changer in the treatment and management of Holly's IBD. It's not close to our home in London but is well worth the trip each time. We always feel very welcome and relaxed when we visit the School, and Holly loves all the attention she gets! Thank you to all the staff, especially to Penny Watson.'





# Senior Clinical Training Scholar Programme

Over the years The University of Cambridge Veterinary School Trust (Camvet), with the help of some amazing sponsors, has supported numerous veterinarians who have benefitted from the Senior Clinical Training Scholarships organised by The Queen's Veterinary School Hospital. Originally funding two posts, Camvet is now supporting six three-year posts in what has become an incredibly successful programme. Qualified veterinarians are provided with the opportunity to gain significant expertise in a specific field, enabling them to become specialists and gain a European Diploma. In turn this has led to many post-holders taking leading senior veterinary posts both in specialist referral hospitals and in academia, significantly furthering veterinary medicine delivery, teaching and clinical research.

A few of our current post holders have been telling us a little about themselves and their experiences.



## Moira Watkins

Senior Clinical Training Scholar in Small Animal Surgery

I graduated from the University of Glasgow in 2018. I initially worked in mixed practice in the Lake District for almost three years. Having always thoroughly enjoyed surgery and, keen to continue learning and developing my skills, I moved to Willows Veterinary Referrals in Solihull to undertake a rotating internship, and then to Highcroft Veterinary Referrals, Bristol, to undertake an orthopaedic and soft tissue internship. I am delighted to have joined the surgery teams at the University of Cambridge to continue my specialist surgical training. I have particularly enjoyed having the opportunity to teach students as well as learn one to one under the guidance of the surgical diplomats. At the end of my scholarship, I hope to sit the European College examinations to become a recognised specialist. I would like to be able to collaborate with other veterinary and human medical specialists to advance the surgical options we can offer. I am also keen to continue teaching students and first opinion veterinary surgeons to ensure high quality surgery can be performed and enjoyed at all levels of the profession.



## Ryan Soussa

Senior Clinical Training Scholar in Medical Oncology

I previously graduated second in my class from The University of Melbourne, Australia, with a Doctor of Veterinary Medicine degree with distinction. Upon graduation, I completed a rotating internship at a busy specialist private practice in Melbourne before completing a second internship at a different private specialist hospital in medical oncology. Following on from this, I stayed with this practice as a senior associate before making the transition into general practice and emergency and critical care. Finally, I accepted a Senior Clinical Training Scholarship in Medical Oncology at Cambridge University.

Cambridge is a fantastic environment for collegiality and learning. I have fantastic support from all levels, including senior clinicians, other residents, interns, nurses and support staff. It is great!

I applied for the position to increase my knowledge in the field of oncology and become a registered specialist in medical oncology. I hope to become a better clinician in all things oncology, in addition to becoming boarded. In the future, I would like to practice as a specialist whilst also undertaking research in comparative clinical oncology, bridging the gap between human and veterinary oncology.



## Bruno Scalia

Dachshund Rescue UK Senior Clinical Training Scholar in Neurology and Neurosurgery\*

I graduated from the University of Messina, Italy, in 2017, after completing my fourth and fifth years respectively at the University of Brno, Czechia, and the University of Cordoba, Spain, on Erasmus. After working for a short time in Italy, I moved to the UK to undertake a rotating internship at Northwest Veterinary Specialists in Cheshire. Following some time in general practice, I completed a one-year neurology internship at Dick White Referrals, Cambridgeshire, before joining The Queen's Veterinary School Hospital (QVSH) as a Resident in Neurology and Neurosurgery in 2021. Over the last year and a half I have enjoyed treating animals with a variety of problems affecting their central and peripheral nervous system. This means dealing with conditions such as slipped discs, epilepsy, strokes, brain tumours, incoordination and weakness. Neurology is the branch of veterinary medicine I have always wanted to specialise in and I am really grateful for the opportunity of doing my residency here at The Queen's Veterinary School Hospital in Cambridge. My objective is to provide excellent care to as many patients as possible, to learn and improve as a neurologist, and to contribute to the veterinary literature in order to make a positive impact on animals' lives. At this stage I am unsure about what the future holds, but I am certain that I would like to continue working as a consultant in veterinary neurology and neurosurgery after the end of my residency.

\*Camvet makes a small contribution to the post which is sponsored by Dachshund Rescue UK.



## Bethany Guy

The Michael Herrtage Diagnostic Imaging Resident

I graduated from the University of Nottingham in 2017. I went on to undertake a role as a small animal first opinion vet in Sunderland and did some emergency work alongside this. I then undertook a rotating internship at the University College Dublin and stayed on with the imaging department for three months. Following this I undertook an imaging internship at the Veterinary Referral and Emergency Centre in Surrey, and then worked at the University of Surrey aiding with preclinical undergraduate teaching before completing a six month junior scholarship at The Queen's Veterinary School Hospital.

I am thoroughly enjoying the position and learning every day whilst being surrounded by a wonderful and supportive team (where we also have a few great bakers!).

I applied for the role as I have had an interest in imaging since the second year of university when I attended a lecture on emergency radiography. I decided to follow my dream of becoming a radiologist shortly following graduation. Mike Herrtage and Marie-Aude Ganain are incredibly knowledgeable clinicians who I could only have hoped to learn from, and I've now had the wonderful opportunity of learning from them for the past eleven months.

My hope is to become a European specialist in diagnostic imaging. Every day I hope to hone my skills in radiography, ultrasound, CT and MRI. I would like to continue to improve my teaching skills throughout the next three years.

Following the residency I'm not sure exactly where I will end up working as this will depend on job vacancies. However, I enjoy teaching and the clinical day to day activities of radiology working as part of a multidisciplinary team within a hospital, so I would like to pursue these areas further and continue to improve as a clinician.